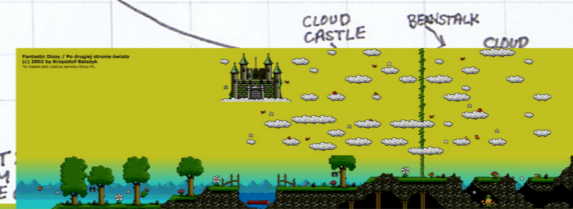

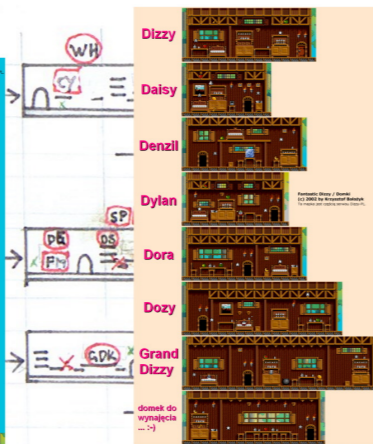


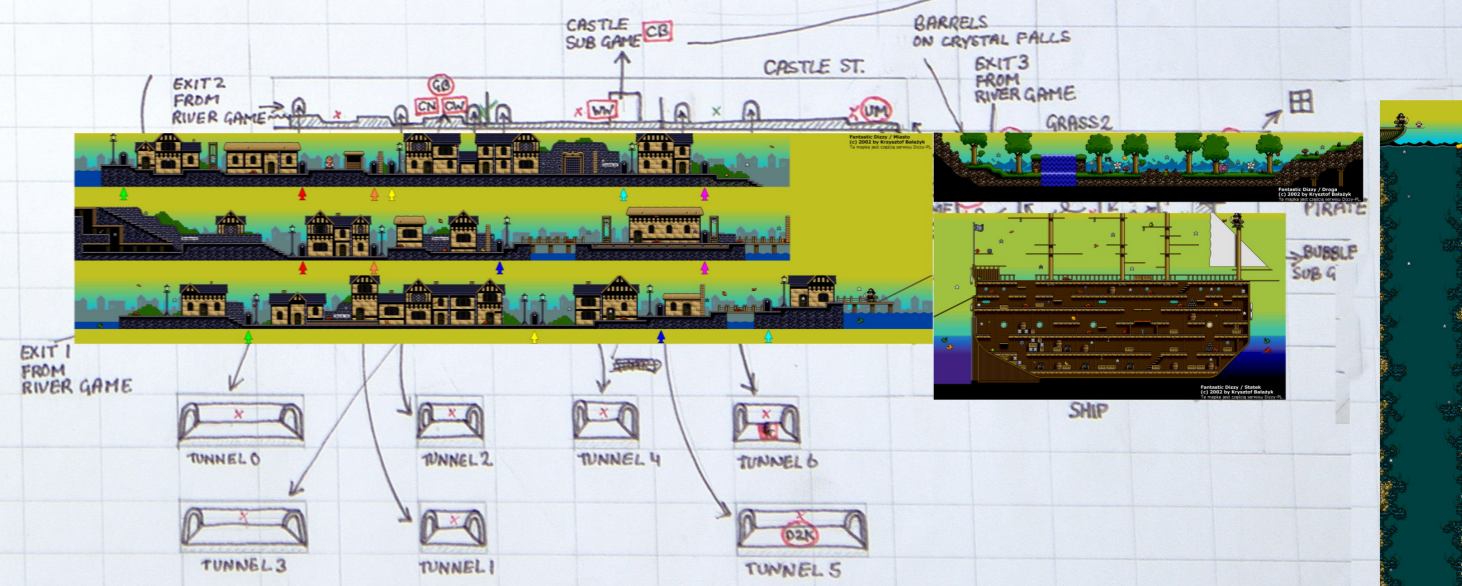
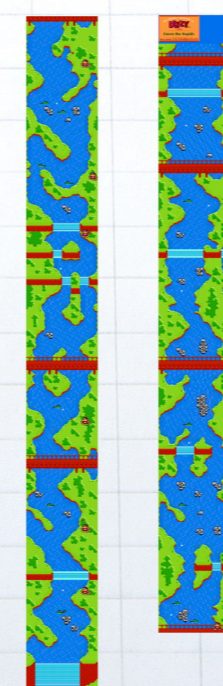

THE FANTASTIC ADVENTURES OF DIZZY

MAP

31/8/90
P.E. Ch...



- means 'found here'
- means 'use here'
- ✕ means 'star'
- ✕ means 'new star'




Daisy



The Fantastic Adventures of DIZZY™


Dizzy



Denzil




Pogie the Fluffle



Dora



Grand Dizzy



Dozy



HINTS & TIPS


"Here are some hints & tips on how to get started on your search for Daisy.

PLANK-Once you are outside your hut you should turn left out of the door. Pick up the plank, You will be able to use it to cross the pit of spikes on the forest floor below.


WEED KILLER-Just past the pit of spikes you will find a can of weed killer. Pick it up, you will need it to kill the the snapping plant to the right of the Dizzy's tree house. .

ROPE-Once you have killed the plant you will be able to pick up the rope. You will need the rope to swing past many obstacles in your adventure.

ROAST CHICKEN-To the left of the pit of spikes on the forest floor is a roast chicken. Feed the chicken to the Armourg. It will attack you unless you feed it. Good luck! signed - Theodore.



Theodore the good Wizard



Dylan